



SafeChoice

MAKE YOUR HOUSE A HOME



Welcome to Futureglaze Windows Ltd

Futureglaze Windows Ltd is a family run business serving your community for over 30 years. We are proud to be suppliers of Windows and Doors to thousands of Homes and Businesses including Local Authorities, Hospital Trusts and Schools.

We have a dedicated team of skilled engineers able to repair service and maintain. ALL PVCu and Aluminium window systems.

We at Futureglaze Window Ltd would like to invite you to visit our impressive 2,500sq ft Showroom to see our huge range of styles, colours and finishes in a variety of settings.

Our Showroom Opening Times are:
Monday - Friday 9am to 5pm

Visit our website www.futureglazewindows.co.uk where you can see photos of our work in your area.



Windows.....	6
Doors.....	16
Living spaces	26
Finishes.....	40
Energy efficiency	42
Security.....	46

Contents

Helping to make your house a home

Bricks and mortar may form the foundations of your house, but it's the doors and windows that really create your home's personality.

It's worth taking the time to make the right choices. Not only to achieve the perfect look, but also to choose products that will stand up to the demands of today's busy households.

With our comprehensive range of high quality PVCu windows, doors and conservatories, you can be sure to find the products that will suit your individual style. With minimal maintenance and maximum durability, they'll suit your lifestyle too.

"Doors, windows and conservatories can say a lot about your home – find your individual style"



Windows

Looking out has never been so good

New windows can really enhance the look of your home, both from the inside and out. We offer a wide range of styles to suit both traditional and new build properties.

Opt for traditional white frames, or a natural woodgrain effect in golden oak, rosewood or Irish oak. Then decide if you'd like Georgian, stained, diamond lead or bevelled glass.

Whatever style you go for, you'll find our windows aren't just pleasing on the eye, they're practical too. Minimal maintenance means their good looks will last well into the future.



“New windows can really enhance the look of your home, both from the inside and out”



Window styles and designs

Far left: Chartwell green multiple window opening (flying/floating mullion) with square leaded grid design glass

Left: Agate grey with mechanical sash & mullion

Above: White multiple window opening - Double side opening outwards with Georgian bar grid located inside the glass unit

"Choose attractive, durable and weather resistant windows that complement the rest of your home"

Casement Windows



Attractive & durable

Our range of casement windows is our most popular design, offering security, energy efficiency and is available in a multitude of styles and finishes to enhance the look of your home.

Whatever style you go for, you'll find our casement windows aren't just pleasing on the eye, they're practical too. Minimal maintenance means their good looks will last well into the future.

Features and benefits

All our casement windows feature energy efficient glazing and SAC bolts security locking as standard; with the optional upgrade to Yale Rapide. Furthermore, our unique high performing Q-Lon weather seal ensures your windows will perform year after year.

Other key options include:

- Extensive choice of designs
- Available in a variety of foiled finishes, both woodgrain and solid colours (see page 40)
- Range of handle colours to complement the finish of your windows
- Wide range of glass designs, from leaded to Georgian bars



"A versatile flush window system designed to suit any home"



Flush Windows

Traditional look, with modern technology

Flush sash windows bring all the beauty of heritage designs, without any of the drawbacks.

Whether your home is a traditional country house or modern city flat, the flush sash brings elegance and quality into every home.

Designed to match the appearance of timber, the flush sash has all of the style with none of the setbacks. Using equal sightlines, the window frames appear the same width, to give your property an understated symmetrical perfection. With the option for mechanical joints, you won't find a window that looks so simple yet so flawless.

Features and benefits

All our flush casement windows feature energy efficient glazing and SAC locks as standard. Furthermore, our unique high performing Q-Lon weather seal ensures your windows will perform year after year.

Other key options include:

- A and A+ energy rated options
- Secured By Design and Part Q option for the ultimate in security performance
- Available in a variety of foiled finishes, both woodgrain and solid colours (see page 40)
- Contemporary and monkey tail handle designs

Tilt & Turn



Versatile and easy to clean

The tilt & turn window allows you to enjoy the benefits of a truly versatile product, offering both aesthetic and practical options.

This design of window is available in a number of style options, all allowing larger opening areas to be achieved, thus this product can be used for fire escape openings.

Our tilt & turn window is also available with a variety of glazing options, to include Georgian bar, leaded lights and obscure glass.

Features and benefits

Tilt & turn allows you to tilt the window inwards, for ventilation, or alternatively open fully inwards which will allow for easier cleaning. Furthermore, this product can also be incorporated within bay & bow style windows.

Other key options include:

- Extensive choice of designs
- Available in a variety of foiled finishes, both woodgrain and solid colours (see page 40)
- Range of handle colours to complement the finish of your windows
- Wide range of glass designs, from leaded to Georgian bars



Above: Window in turn action state. Handle turns 90° to open the window in the turn state.



Above: Window in tilt action state. Handle turns 180° to open the window in the tilt state.

Combining the traditional and the modern

The vertical sliding sash window range combines the elegance of traditional sash windows with the benefits of modern materials.

Manufactured from PVCu they are strong, will not rot, warp or require repainting; ensuring that they retain their colour and shape throughout the years with the minimum of maintenance.

Suitable for both replacing existing timber sliders in period buildings and adding character to any development, vertical sliders retain all the traditional features of their familiar counterpart but with the enhanced benefits that modern PVCu systems provide.

Features and benefits

Our vertical slider allows you to enjoy the benefits of modern performance with traditional aesthetics. High security, advanced weather and energy performance combine to ensure our products are built to last the test of time.

Other key options include:

- Extensive choice of designs
- Available in a variety of foiled finishes, both woodgrain and solid colours (see page 40)
- Range of handle colours to complement the finish of your windows
- Wide range of glass designs, from leaded to Georgian bars



Right: Window in tilt action state. Handle turns 180° to open the window in the tilt state.

Vertical Sliders



Bays & Bows

To suit any house style



Bay windows

Bay windows retain the traditional look of your home creating space, character and allowing light to flood your room.



Bow windows

Our bow windows offer you the versatility of creating the illusion of space and depth by allowing more light into your home without the need for additional building work.



Astragal bar

Offers a traditional finish by planting shaped bars on top of the glass panes thus creating depth to the design and the look of individual glass units.



Georgian bars

Allows you to tailor your window glazing to create a personal finish for your home. This is achieved by inserting a shaped bar in between the glass panes.



Mock horn

Our mock horn feature enhances the aesthetics of your windows by achieving the appearance of a traditional vertical slider.



Top over fix

A traditional style casement that complements most house types and provides safe and secure ventilation.



Multi configured style

PVCu windows allows a multitude of configurations to be created to suit any application.



Equal sightline (Dummy sashes)

Dummy sashes allow equal window sightlines that are more common with timber windows. Available within our PVCu range.



Step sightline

Standard PVCu configuration are supplied in stepped sightlines when dummy sashes are not incorporated.

Make your windows unique or simply add some finishing touches to complement the existing look of your home.

Design Options

Doors

Open your home up to a whole new look

Front doors, patio doors and French doors – they can all have a big influence on the look and character of your home.

The right front door can create a great first impression when you enter your property. Patio, French, bi-fold doors are a great way to open up a room and invite the outside in.

We offer all these options in a wide range of finishes – from PVCu doors to composite ones, from simple glazed designs to more ornate styles with decorative glass or panelling. As well as being beautifully made, each door is designed to stand the test of time so they not only work superbly as a barrier, they also enhance your home too.



“A range of door options that not only act as a barrier but enhance the look of your home”



Composite Doors



Composite doors that meet your every need

Composite doors combine modern materials and performance with traditional looks to enhance the character of your home.

Available in a wide variety of styles, colours and glass choices to suit your needs.

Our entrance doors are designed to replicate the look and feel of traditional timber. But it's not all about looks:

- **Durability and easy maintenance are just as important**
- **All of our doors wipe clean, won't rot or warp**

Please refer to our dedicated composite door brochures to see all of our designs and colour options



Residential Doors

Stylish and secure

PVCu panel doors offer a wide range of designs and finishes. These can include full and half panel designs as well as sidelight options.

As well as being beautifully made, each door is designed to stand the test of time so they not only act as a security barrier, they also enhance the home.



Stable Doors

Convenient and stylish

Combining traditional looks and operation with high performance and security, ensuring your home not only looks good but provides high performance year on year.

A range of bottom panel designs and a various glass types ensure you can tailor our door to give the individual look to suit your home.

Features and benefits

Our stable door allows you to enjoy the benefits of modern performance with traditional aesthetics. High security, advanced weather and energy performance combined to ensure our products are built to last the test of time.

Other key features and benefits include:

High performance weathering with Q-Lon weather seal

Available in a variety of foiled finishes, both woodgrain and solid colours (see page 40)

Range of handle colours to complement the finish of your door



French Doors



Eye catching and versatile

Throw open French doors and invite the garden, terrace, balcony or country views inside.

A breath of fresh air for your kitchen, lounge or dining room, these beautifully made doors come in a range of styles, colours and finishes to blend naturally with any home.

Features and benefits

Our French door allows you to enjoy the benefits of modern design with high security, advanced weather and energy performance combined to ensure our products are built to last the test of time.

Other key features and benefits include:

- High performance weathering with Q-Lon weather seal
- Available in a variety of foiled finishes, both woodgrain and solid colours (see page 40)
- Wide range of handle colours to complement the finish of your windows
- Wide range of glass designs



Practical and robust

Bring the garden closer to the house and use it like another room. With easy access in summer and a wonderful view in winter, a patio door adds light and air to life – all year round.

Features and benefits

Our patio doors ensures smooth operation along with improved security with our multi-point locking system which is available on all door options.

Other key features and benefits include:

- High performance weathering with Q-Lon weather seal
- Choose from 2, 3 and 4 pane options
- Internally beaded
- Available in a variety of foiled finishes, both woodgrain and solid colours (see page 40)

Patio Doors

“Bi-fold doors are the perfect way to bring sunlight and warmth into your home.”

Bi-Fold Doors

Innovative and stunning

Bi-folding doors are the ideal way to provide extra space and connect inside living to the outside world.

They can create a whole new feel for your home, linking rooms together and seamlessly joining inside living with outside space. Versatile and aesthetically pleasing, bi-fold doors are the ideal replacement for existing patio or French doors to flood any room with natural light. Amazingly flexible and versatile, bi-fold doors can be fully opened, partially opened or totally closed, depending on the amount of space available.



Features and benefits

The PVCu & aluminium bi-fold doors utilise industry leading technology that gives you the absolute cutting edge in looks, weathering, and security. Our bi-fold doors are the full package – excellence both inside and out.

Other key features and benefits include:

- Shootbolt locking for all doors and 3 hook locking to master door
- A Rated energy efficient performance - PVCu
- Double and triple glazed options
- Choose from 2 to 6 door panels
- All manufactured hardware achieves Secure By Design



Above: White aluminium bi-fold door
Top left: Anthracite grey PVCu bi-fold door



Living Spaces

A brighter way to extend your home

Our range of products transform your home by letting in light and adding space.

From conservatories and orangeries to replacement roofs and extensions, we can help you to make your perfect home. Our products are designed and tested to the highest standards, and manufactured to your specific postcode meaning they are resilient against all kinds of weather and temperatures to remain in good condition for a very long time.



"A conservatory you can relax in and enjoy all year round"

Conservatories



Central lighting panel

With a central lighting panel from Ultraframe, there is no restriction to the style of light that can be fitted in your conservatory. The panel adds an insulated electrical housing system to the centre ridge under-cladding of a glazed roof (or where the roof meets the house wall on a lean-to style conservatory). This wider platform enables you to install a wider selection of lighting than normal giving your conservatory a more 'room-like' feel.



Furthermore, the central lighting panel insulates the ridge area, helping your room to remain warmer in winter and you get to choose from the widest range of lights on the market and can be decorated in a colour to suit your home.

The classic roof is so configurable that your preferred retailer will be able to create a design to suit your home.



GEORGIAN

Sometimes also known as an Edwardian. A flat-fronted style that offers excellent use of floor space due to a square or rectangular internal shape.



GABLE

A high roof slope and the same floor space as a Georgian. The front panel of the roof remains upright rather than sloping back to the centre as on a Georgian.



VICTORIAN

Its distinguishing architectural feature, a bay front, with either an angled (3 bay) or slightly curved (5 bay) front, combined with a steeply pitched roof and ornate ridge.



LEAN-TO

Ideal for properties with limited space under the eaves or an awkward area in which to fit a conservatory. A lean-to offers a variable pitch to suit your home.



P or T SHAPE

The P & T shapes take their name from the plan view of each design. Ideal for larger conservatories, a P-shape can combine for example a lean-to and a Georgian. The styles are better suited to larger properties.

Choosing the style of your conservatory is an important decision and one you should consider carefully.

There's a range of options, each offering their own benefits. It's worth taking the time to consider what best suits your home – not just in terms of complementing the style, but which will use your new space in the way you envision.

A traditional conservatory could be for you, depending on the architectural style and period of your home. Whether in aluminium or PVC, the classic feature adds light and character in your home, you'll wonder how you ever lived without it.

The ability to open up virtually whole elevations of a conservatory through the use of bi-folding doors or large in-line sliders gives a whole new edge to your property. You can also combine with differing elements like full height walls for the ultimate in modern design.

Your standard conservatory can be given an 'orangery' feel by adding the optional perimeter pelmet internally which will also automatically improve thermal performance.

Why not?

1. Enjoy the light from a conservatory with the feel of an extension - providing greater overall value and the best of all worlds.
2. Live more comfortably with improved thermal efficiency when compared to a standard conservatory (additional insulation quilt can be added by your retailer for enhanced comfort).
3. Experience a real room/living room with more styling and furnishing options and the perimeter ceiling is perfect for down lighters or spotlights.



Orangeries

Orangeries feature a 'lantern' glazed roof on a perimeter 'deck' supported by pillars or columns.

Inside, an orangery gives you all the light of a conservatory, but with added height and space; its pillars give it a grandeur and privacy that feels more substantial, more like a proper home extension.

The UltraSky system takes the orangery to a new level. The UltraSky is slim and elegant, allowing the maximum amount of light.

The Ultrasky orangery system


Lighter and brighter, the UltraSky orangery system delivers in terms of 'wow' factor. Rather than sitting on a 'deck' or flat roof, the UltraSky orangery uses the maximum roof space for glazing. Combined with its slim bars and ridge, a lot more light enters compared to a traditional orangery.

The UltraSky orangery system features a full glass roof, with a cornice externally and the plastered pelmet system internally. The insulating pelmet allows you to enjoy the light from a conservatory with the feel of an extension - providing greater overall value and the best of all worlds. It also improves thermal efficiency when compared to a standard conservatory.



GEORGIAN

A flat-fronted style that offers excellent use of floor space due to a square or rectangular internal shape.



UltraSKY

A traditionally built orangery featuring the **UltraSKY** roof lantern. It reduces the need for a chunky roof ridge and maximises the amount of glass that allows light to flood into your room.



Why not embellish your conservatory with the unique cornice - flat or curved - for a smoother finish?

The Ultrasky lantern roof & deck

The UltraSky lantern rooflight is designed to perfectly complement your property's style and is easily installed on a new-build extension, traditional orangery or existing flat roof to bring light and space into your home.

The thermally efficient glazing reducing heat loss and intrusive noise, your room stays warm and cosy. And the addition of a roof vent - available in selected sizes with manual or automatic openers, or an automatic opener with rain and temperature control - keeps it feeling comfortable all year round. Choose a stylish White PVC finish to match modern window frames, or add an extra touch of elegance with aluminium, available in white, anthracite grey or satin black as standard.



Livinroof

Features Black PVCu gutter as standard — but you can upgrade to cornice to create a subtle difference.


Upgrade from polycarbonate to glass, high performance glass or why not consider a solid roof as a replacement?

Whether you've bought a home with an existing conservatory or require a change to your current setup, there are a number of options for replacing your roof. We have a way that helps you get the best of all worlds.


Livinroof is the first roofing system designed to give you the flexibility to choose a full solid roof or combine solid and glazed roof seamlessly. It can be formed into virtually any shape or roof style. Glazing panels can be inserted just about anywhere to help you maximise the use of natural light and give you a truly bespoke design.

Ultrarroof is the most advanced replacement roof available on the market today. An authentic tile finish and range of external options for capping and fascia boards makes this roof stand apart.

Internally you can configure the ceiling to incorporate spotlights or speakers and at the apex choose a flat panel to insert down lights or hang pendant lights for main or mood lighting.



Before



After

Replacement Roofs

Ultrarroof

Ultrarroof is fully compliant with building regulations and overcomes the problem of your conservatory being too hot in the summer and too cold in winter. Moreover, it creates a beautiful vaulted plastered ceiling inside without ever needing a tie-bar as well as stunning lightweight tiles finish in a choice of three colours. You will not need to compromise on light either, as Ultrarroof gives the option of full length glass panels or velux roof windows.

Ultrarroof is extremely thermally efficient and as the complete roof is pre-manufactured, installation is hassle-free with minimal disruption to your home.

**GEORGIAN**

A flat-fronted style that offers excellent use of floor space due to a square or rectangular internal shape.

**GABLE**

A high roof slope and the same floor space as a Georgian. The front panel of the roof remains upright rather than sloping back to the centre as on a Georgian.

**LEAN-TO**

Ideal for properties with limited space under the eaves or an awkward area in which to fit a conservatory. A lean-to offers a variable pitch to match your home.

**T-SHAPE**

The P & T shapes take their name from the plan view of each design. Ideal for larger conservatories, a P-shape can combine for example a lean-to and a Victorian. The styles are better suited to larger properties.

Extensions

**Quoted
in advance.
Approved
in advance.
Manufactured
in advance.**

The ExtensionsPlus collection are all Building Regulation Compliant and the doors into the existing property can be removed. Your retailer will take care of 'red tape'.



Whatever your reasons for wanting additional space, a home extension brings all sorts of benefits.

Whether you want extra room to spread out and relax after a hard day's work, a play area for the kids, or just some extra space to your home, an extension can transform your living space.

Often extensions are written off as obstructive, requiring lots of hassle with frustrating amounts of red tape and escalating costs, without even taking into account the mess and disruption caused. With **ExtensionsPlus**, this can all be avoided – using a different and more advanced approach, you can save yourself money, time, and rising stress levels.

Putting together your perfect extension starts with SafeChoice. We'll ask all the right questions to find out what you want from your extra space, make suggestions and discuss all the options with you.



Flat roof extension & skylight
An orangery-style glass roofed extension offering a true feeling of light and space, using a combination of a flat roof, lantern and super Insulated columns / internal pelmet.



Livinroof extension
A versatile extension with a wide range of shapes possible using super insulated columns and the fantastic Livinroof.



Ultraroom extension
Our ultimate extension with the Ultraroom offering a spacious, vaulted ceiling on the inside and a tiled or slate finish outside to perfectly match your home.

“No building regulations to worry about means faster completion”*



The heart of **ExtensionsPlus** is the ingenious super insulated engineered columns. They not only give your building inner strength and solidity, but are constructed around a super insulated core.



Here’s a puzzle: What’s the difference between a conservatory and an extension?

Essentially, it comes down to whether it has to have doors separating it from the rest of the house and that’s all to do with being well-insulated. If a structure has a sufficient ‘u-value’ - which measures thermal efficiency - to meet the current Building Regulations*, it can be classed as a domestic extension with no need for internal doors giving you a beautiful, practical living space that really feels part of your home.

ExtensionsPlus super insulated engineered columns are five times more thermally efficient than a similar sized brick column - and means your extension will meet Building Regulations.

Depending on the look you choose, Loggia columns can be wide or narrow and can be clad in brick or an aluminium finish to complement or contrast your property. For aluminium clad columns you can choose from a simple smooth cladding infill or select the elegant fluted infill, as well as options from a stunning and distinctive colour pallet of classic white, chartwell green, anthracite grey or cream. Bespoke colours can be considered too.

Manufactured in advance

Anyone that tells you there’s always mess with building work has never seen ExtensionsPlus. Piece by piece, each component part of your project is crafted in our factory, assembled as far as possible and then delivered to your home ready to be installed.

Why? It means we can make sure every part of your extension is up to our extremely high quality standards, and your extension can be constructed more quickly.

As well as meaning there’s a lot less mess and disruption for you to put up with and not only will you have a beautiful new extension — including plastering, electrics lighting and even flooring — in a fraction of the time it takes to build a traditional one, it’s fully guaranteed for 10 years too.

It’s yet another reason ExtensionsPlus is the most advanced home extension system available.



ExtensionsPlus pre-approved

ExtensionsPlus system components such as the Loggia columns and different roofing types have been designed and pre-approved to meet the regulations*.

So you know in advance that your extension is fully approved, with none of the usual waiting around for your local council to approve*.

*This fast -track pre-approved methodology only applies in England & Wales. The traditional compliance route is followed in Scotland & N. Ireland.

Living Spaces

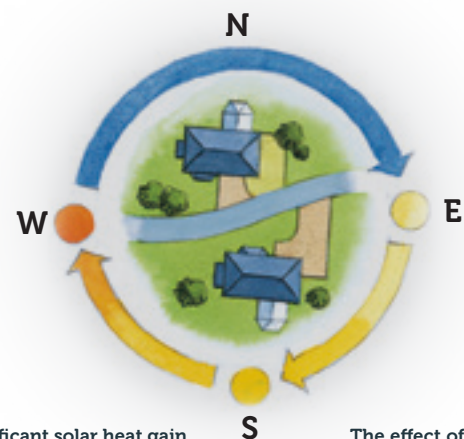
The small details

There are a variety of options to customise the exterior and interior of your new space. Here we explore just some of the ways you can add your own, unique finishing touches to the final design.

Climate control

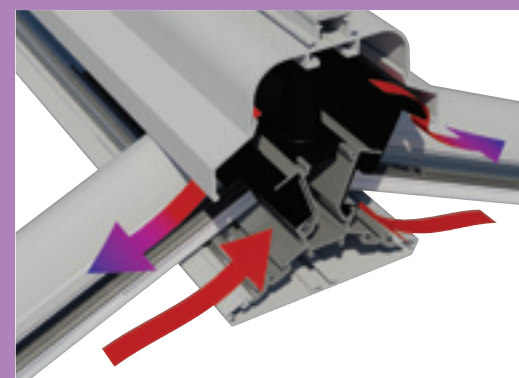
It's vital to the maintenance of a comfortable environment - ventilation is often overlooked by some manufacturers, but SafeChoice installer roof systems take care of it.

The type of ventilation needed is specific to each conservatory, based on many considerations such as size, shape and most importantly, aspect in relation to the sun. South facing conservatories need to take into account the direct sunlight they receive in summer, whilst north-facing sites need to consider heating options for the colder months of the year. Other factors to consider include overshadowing of the conservatory from obstacles such as trees and buildings and the severity of wind and snow in your area.



Significant solar heat gain due to extended periods of sunshine should always be considered.

The effect of shading by surrounding trees/buildings should be a consideration.



Ventilation

Trickle ventilation system in the ridge & lean to wall plate

As warm air rises, we have developed a ventilation system to allow this air to escape via the roof, minimising the possibility for condensation to form.




Ultrarroof


At the ridge and hips choose between a modern aluminium or a more traditional tile roof capping. External fascia boards are available in white, black, rosewood and oak. A lightweight tiled finish is available in:

- Carbon grey - Harvest brown - Terra brick


If you choose glazed rectangular panels for your roof, high performance glazing can be used to help reduce glare from the sun and control the amount of heat that you allow into the space.



Carbon grey



Harvest brown



Terra brick


Opening roof vents

Better than a window, a roof vent is a fast and effective way of allowing warm air to leave your conservatory. Our roof vents are supplied with either manual or electric openers. If you opt for electric openers then thermostats and rain sensors will allow for automatic opening and closing.



Roof glazing

When designing a conservatory, choosing the right specification of roof glass is crucial to your enjoyment and comfort. To enable a conservatory to be used all year round, a glazing material must be selected that deflects heat from the sun in the summer and retains the warmth from heating appliances in the winter. Also needed is a material that allows maximum light into your home.




Tinted



Toughened



True self cleaning



10 YEAR WARRANTY

- Our sealed units offer a range of performance attributes - perfect for roofs
- All roof units are toughened safety glass: 4mm glass - 16 mm Argon filled cavity - 4 mm glass with black warm edge spacer as standard

- All roof units are manufactured in specialist roof glass factories and are warrantied for 10 years
- Optional specifications include true 'self-cleaning' and a range of solar control properties



Colour & Foils

Style and performance

An exciting range of finishes, a vast array of glazing options and door furniture to suit every taste. The choice is yours - make a design statement.

The range is available in variety of finishes including white, rosewood, golden oak and a range of solid colours, all can be combined with your choice of glass design, including Georgian square, stained or diamond lead.

Why choose between elegance and practicality when you can have both?

After all, the right window can make all the difference to a room, so it's important for it to look the part and be reliable and cost-effective.

* Colours in the brochure are for visual purposes; for an exact colour ask to see a colour swatch from your SafeChoice installer.

PVC Finishes



Signature White

Standard Foils



Rosewood
8017




Golden Oak
8003




Anthracite Grey
7016

Special Foils



White
9010



Cream
9001



Black/Brown
8022



Agate Grey
7038



Irish Oak



Anthracite Grey
Smooth 7016



Light Grey
7001




Chartwell Green



Furniture


An attractive range of door furniture is available in gold, white, black and chrome; enabling you to select what best suits your home and personal taste.

Also available is the Heritage Range hardware - SafeChoice 'Monkey Tail' is not only aesthetically pleasing, but fully functioning and compatible too.



Glazing

A vast array of glazing options are available. Patterned, Georgian, Stained and Leaded for example. We can help you through the selection process and ensure you choose the style that suits your requirements best.



The best performing windows money can buy

We all want the best from replacement double glazing. That's why our windows stand apart. From styling to performance to saving energy, the advanced design gives you a comfortable, secure, energy-efficient home.

Reduce wasted energy and cut bills

Choosing our windows to replace single glazed or older double glazed units saves money from day one. In fact, it could reduce your heating costs by up to 20% - saving a significant amount of money each year.

Choose better looking frames

Our windows feature low profiles with reflective spacers - so you can't see them at the window edge. Clear, uncluttered sightlines ensure windows look well proportioned, elegant and attractive.

Stop condensation and noise

Lower heat loss at window edges makes our glass 3-4°C warmer - cutting condensation by up to 80%. Using high performance gaskets, our double glazing reduces noise pollution, too.



Above: The images show just how effective fitting energy efficient windows to your property can be. The right hand side of the property still has the original windows - the reds and pinks show heat escaping. However, the new extension on the left is fitted with energy efficient windows, the lack of reds and pinks proving they help dramatically reduce heat loss.

Understanding window energy ratings

The British Fenestration Rating Council's Domestic Window Energy Rating Scheme provides a way to compare the energy performance of windows on a 'like for like' basis. Windows that achieve a minimum C rating or higher can carry the 'Energy Saving Trust Endorsed' tag.



All our Energy Efficient windows achieve C rated or better energy efficiency. Put simply, they're the most energy efficient windows your money can buy. Decide what A, B or C rated performance you want; we'll do the rest.

The next windows you choose could reduce wasted home energy by up to 20%

If the windows in your home consist of single glazed or older double glazed units, replacing them with our energy efficient windows will save you money. It can reduce the energy you need to heat or cool your home by up to 20%.

Energy efficient windows – At the right price

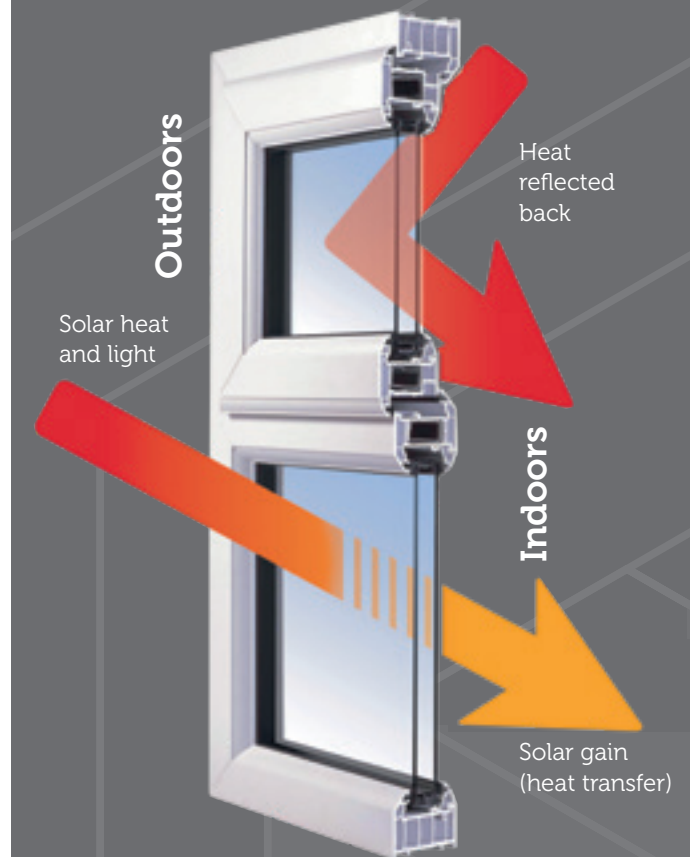
Our energy efficient window system brings together market leading components to deliver exceptional performance. This means quality performing glass and the best performing 'warm edge' spacer technology, is used in the sealed unit. Our window profiles include Q-Lon weather seals, multi chamber construction, high security locking and stainless steel hinges.

Our windows make more of ambient heat

In winter, the energy efficient coated glass used in our windows retains warmth within the home. It's also designed to exploit radiant heat energy from the sun. These properties, coupled with excellent thermal insulation, result in significant fuel savings compared to a single glazed dwelling.

Replacing single glazes...	With...	Could save a year...
Timber framed windows	SafeChoice A+10 double glazed window	10% ON YOUR ENERGY BILLS (01.57 tonnes CO ₂)
Aluminium framed windows	SafeChoice A+10 double glazed window	20% ON YOUR ENERGY BILLS (3.35 tonnes CO ₂)

* Above data obtained from Glass and Glazing Federation calculator



Solar gain, free heat

Our energy efficient windows are manufactured using the latest technology in glass and spacer units.

This not only allows heat generated from your home to be reflected back into the room but also to trap free heat from the sun through solar gain, thus maximising the thermal performance of our windows.

Our energy efficient windows reduce condensation by as much as 80%

Get a better looking, healthier, more comfortable home. SafeChoice's superior design and insulation makes all the difference. Outside, your home looks smarter. Inside, everyone feels the benefit.

Reduce condensation and noise

Reduced condensation

The air in homes often has a high moisture content. Whenever we cook, bathe or even breathe, we increase water vapour. When saturated air contacts a cold surface, condensation forms, promoting bacterial growth and mould. Both can compound respiratory problems such as asthma. With lower heat loss at the edges, our windows are typically 3-4°C warmer than those with metal spacer bars, reducing condensation by up to 80%.

Cuts down noise from outside

In today's world, it's difficult to avoid external noise. Whether you live near a major road, under a flight path or near some vocal wildlife, noise pollution can be a cause of major disruption. With double-glazed insulation and our high performance Q-Lon gaskets, our energy efficient windows will help reduce external noise pollution.



How do we do it?

Choose proven technologies for a longer, maintenance-free life – guaranteed.

The components

The Spacer

1. Warm edge spacers

Up to 80% of a double glazed window's energy loss occurs at the glass edge. Ordinary aluminium spacers are highly conductive. In winter they let heat escape and encourage condensation. That's why our windows feature a warm edge spacer with advanced composite construction.

In thermal efficiency tests with identical glazing specifications, windows with warm edge spacers outperformed windows using aluminium or foam.

The profile

2. Q-Lon weather seals


Our windows feature the innovative Q-Lon weather seals. Offering exceptional performance over a wide temperature range, they don't shrink or stretch. Instead they retain their original shape year after year to maintain an excellent weather seal.



The unique construction actively absorbs noise pollution, increasing acoustic insulation. Immune to rot, mould, mildew, UV and ozone, CFC-free Q-Lon weather seals will last the lifetime of a window.

3. Multi-chamber construction and insulated beading

Our multi-chamber construction is designed to improve strength, thermal and acoustic performance.



Other features

Stainless steel friction hinges - High performance, superior quality

High security shootbolt system - Peace of mind with ease of operation

The glass

4. Pilkington glass

Pilkington's range offers proven products and technologies to meet a range of Window Energy Rating and Building Regulation requirements and help you to retain costly energy and exploit radiant heat from the sun.






Window Security



Security you can rely on. Expect nothing less

Whether its our unique multi-point SAC locking system for windows or our high security door lock, we never compromise on ensuring security, along with aesthetics and energy performance are 'standard' on all our products. It's all in the design; our hard wearing and durable products are the safe choice for your home.



Hard wearing, durable windows. It's all in the design.

However important windows are to the style of your house, the security they offer is even more important. The more confident you feel inside your home, the happier you'll be...

Our SAC shootbolt locking systems is specially designed to improve security and performance. It takes pressure away from the hinges, ensuring a longer life for your windows. The tight seal guarantees superb weather protection too, so you'll feel safe and secure in every way.

Features and benefits

1. Multi-point locking system with unique corner drive design on all windows regardless of size
2. Unique full depth Eurogroove lock-out design to maximise security performance
3. 400% more shootbolt contact area with keep when compared to traditional flat shootbolts
4. Rigorously tested to BS7950 and beyond to achieve Secure by Design status
5. Supaglide gearbox action, tested to 100,000 cycles (equivalent to 30 years of heavy use)



Optional Upgrade - Yale Rapide Lock

Unlike other window locks, Yale Rapide's aluminium channel uses the full depth of the eurogroove to enhance the strength of the window.

Features and benefits

- Outstanding anti-corrosion performance
- Supported by 12 year mechanical guarantee
- Suitable for aggressive environments
- Uses full eurogroove to enhance window strength
- Full lock engagement on keeps for optimum security
- With Secured by Design and BS EN 1670 Grade 5 accreditation, exceeding PAS 24 requirements, Yale Rapide has all the credentials you would need and want
- Enhances service life expectancy


Door Security



Industry leading security, intelligent thinking

Doors are at the heart of your home's security, and we design our products to ensure that the only visitors to your home are the ones that you've invited.

Not only do all our doors meet industry standards, but we also work closely with the police under the 'Secure by Design' scheme to make sure our customers enjoy the best possible protection and peace of mind.



Industry leading multi-point locking system

- 1. Opposing steel hook
- 2. Anti-lift dead bolt
- 3. Pre-compression rollers
- 4. Dead lock latch
- 5. Modern design pad and door handle
- 6. Centre hook dead bolt

Door security

So, whether it's our security hinges, state of the art multi-point locking system, our dedication to security is second to none.

Features and benefits

- Multi-point locking system for maximum security and peace of mind
- 4 Pre-compression rollers allowing door to seal prior to hooks engaging for smooth operation
- 3 Opposing steel hooks to maximise strength
- 2 Anti-lift bolts preventing door lock being dislodged from keeps
- 1 Centre latch for ease of day to day operation, incorporating dead-lock action when bolts and locks are engaged for added security

“Our doors and windows have been designed to look good, but also to be extremely secure”



CONTACT US NOW

See how Futureglaze Windows Ltd can enhance your home and add value.

Unit 47, Gelli Industrial Estate
Gelli, Rhondda Cynon Taf, CF41 7UW

Call: 01443 423423
www.futureglazewindows.co.uk





VISIT US

Head Office & Showroom

Unit 47 Gelli Industrial Estate
Gelli
Rhondda Cynon Taf
CF41 7UW

T: 01443 423423

www.futureglazewindows.co.uk

Follow us on:

