



SANTA FE
SHUTTERS

HAMPTON & NEVADA

LIGHT CONTROL

Santa Fe Hampton and Nevada shutters offer optimum light control, allowing the perfect amount of light into your room; keep light to a minimum by closing all the louvres or enable light to flow freely through open louvres and panels.

PRIVACY

Your choice of shutter style allows you to enhance your privacy without sacrificing natural light flow; choose a café style shutter to enable privacy to the bottom half of the window whilst facilitating full light flow through the upper section.

EASY CARE

Santa Fe fauxwood shutters are perfect for areas of high moisture such as kitchens, bathrooms and wet rooms as the material ensures each shutter is 100% waterproof and allows for shutters to be easily cleaned.

INSULATION

Santa Fe Shutters offer the perfect way to regulate temperature. The insulation properties of a framed shutter create a barrier to the cool outside air, whilst our white colour options reflect heat from the sun's rays in the warmer months.

HANDCRAFTED FOR YOU

Each Santa Fe Shutter is carefully handcrafted for you, enabling you to have an ultimately bespoke shutter. Choose from a variety of shutter styles, louvre profiles, slat sizes and a palette of on trend contemporary tones.

QUALITY ASSURANCE

Santa Fe Hampton and Nevada shutters offer a 10 year* manufacturer's warranty against structural and hardware defects.

*5 year warranty on Nevada grey shutters





BENEFITS OF FAUXWOOD SHUTTERS

Santa Fe Fauxwood Shutters are manufactured from high quality HS Polyvinyl and offer multiple benefits including:

- ▶ Durable with waterproof functionality
- ▶ Suitable for most window designs
- ▶ Superior insulation values
- ▶ 9 colour options across 2 ranges
- ▶ Hampton shutters are manufactured in the UK
- ▶ 10 year warranty*

*Nevada greys offer a 5 year warranty to cover painted finish

CHOOSE YOUR DESIGN

Tailor your Santa Fe shutter to suit your interior style.



FULL HEIGHT

AVAILABLE IN HAMPTON & NEVADA






CAFÉ STYLE

AVAILABLE IN HAMPTON & NEVADA



TIER ON TIER

AVAILABLE IN HAMPTON & NEVADA



GLIDING TRACK

AVAILABLE IN NEVADA ONLY



SHAPED

AVAILABLE IN NEVADA ONLY

Shaped shutters manufactured with chamfered edges are not available under warranty

CHOOSE YOUR LOUVRE PROFILE

Santa Fe fauxwood shutters offer a choice of an elliptical or urban blade profile on both Hampton and Nevada shutters.

ELLIPTICAL



Available in 63mm, 76mm and 89mm

URBAN



Available in 89mm only





63MM

CHOOSE YOUR LOUVRE SIZE

Choose from the following louvre sizes:

63
MM

76
MM

89
MM



76MM




89MM

CHOOSE YOUR SHUTTER FRAME

Choose from the refined selection of shutter frames to enhance the finer details of your hand-crafted shutter.



L FRAME

Frame fitted on or close to edge of window recess.




Z FRAME

The perfect frame for shutters requiring fixture to the outer edge of a window recess enabling your shutter panels to open fully and sit against your interior wall.



DECO FRAME

Frame fitted to the wall.
Used for tilt and turn windows, opening inwards.



L and Z frame options are available in various aesthetic finishes.
Please refer to product specification to view available options.

CHOOSE YOUR SHUTTER STILE

In line with your choice of shutter frame, the style of panel closure will allow you to perfect your Santa Fe shutter.


ASTRAGAL

The vertical sides of the panel are designed to cover the light gap, where 2 panels meet. The small lip offers superior light control.



RABBET

The vertical sides of the panel have a channel and groove which interconnect to the opposing stile, creating the traditional shutter look.



LOUVRE OPERATION

Operate your shutter louvres by:

CENTRAL TILT

Centre tilt rod adds an additional feature to your shutter panels

OFFSET TILT


Choose to place the tilt rod at an off-set position on the shutter panels

CLEARVIEW TILT


Clearview eliminates the use of a tilt rod, louvres in each panel are positioned through manoeuvring one louvre.

SHUTTER COLOURS

The Nevada collection is available in a selection of popular whites and creams to cool grey tones, suited to any interior. The Hampton collection is available in Vivid White and Silk White.



Vivid White*



Bright White



Silk White*



White




Ecu




Phantom



Moonlit



Lunar



Armory

*Hampton available in Vivid White & Silk White.

Disclaimer – printed colours may vary. Please reference physical swatches when colour matching.

